

**2014 U.P. MARKET LIVESTOCK RECORD BOOK
INTERMEDIATE MEMBER**

**EXHIBITOR NUMBER, NAME, CLUB, CLASS, AND SPECIES MUST BE
PRINTED LEGIBLY ON THE FRONT COVER OF THE MARKET
LIVESTOCK RECORD BOOK.**

NAME _____

U.P. STATE FAIR EXHIBITOR No. _____
**YOUR EXHIBITOR NUMBER IS THE FIRST INITIAL OF YOUR SURNAME (LAST NAME)
 FOLLOWED BY THE LAST FOUR DIGITS OF YOUR SOCIAL SECURITY NUMBER. YOU
 WILL BE PENALIZED IF EXHIBITOR NUMBER IS NOT COMPLETED.**

CLASS: INTERMEDIATE (11-13 YRS) **Official Fair Age** ____ (Fair age is the exhibitors age on January 1 of the year of the fair)

SPECIES: MEAT GOAT [] SWINE [] SHEEP [] BEEF []

Mailing Address _____

_____ ZIP _____

Club Name _____

Club Leader _____ County _____

RECORD SHALL START WHEN YOUTH TAKES POSSESSION OF ANIMAL.

JUDGING RESULTS (OFFICE USE ONLY)

RIBBON AWARD A B C

Records are due: BEEF: Monday, August 11, 2014 by 9:00 a.m. EDT
SHEEP: Monday, August 11, 2014 by 6:30 p.m. EDT
MEAT GOAT: Monday, August 11, 2014 by 6:30 p.m. EDT
SWINE: Monday, August 11, 2014 by 6:30 p.m. EDT

IMPORTANT: Market Livestock Record keeping premiums will be forfeited if records are not submitted by deadlines or are incomplete. After the records have been judged, they should be picked up at the beef show arena at 1:00 p.m., Friday, August 15th. Books not collected at this time will be left at the species superintendent office. After the trophy presentations, a record keeping question and answer session will be conducted at the beef show arena starting at **1:00 p.m. on Friday, August 15th.** This session is open to any exhibitors, parents, and leaders interested in learning more about the project.
PLEASE TYPE, PRINT, OR WRITE CLEARLY. The record book needs to be completed by the exhibitor.

WHY KEEP RECORDS?

By keeping records you will be able to see how much progress you make as you set goals and work to accomplish them.

Good records will:

- help you learn about animals, their rate of growth, the feed they require, and their habits,
- help you understand your project's financial outcome,
- improve your management practices,
- give you a record of your project activities,
- help you plan future projects.

This record for intermediate (11-13 years old) animal project members is a required part of your project and entry into the U.P. State Fair Market Livestock Show and Sale. You need to submit one copy of a record book for each of the following market livestock projects you participate in: beef, sheep and swine. This record book must be turned in at the U.P. State Fair when you bring in your animal. **PLEASE PRINT OR WRITE CLEARLY.** The record book needs to be completed by the exhibitor.

If you have questions or need help on this record book, please contact your leader, parent/guardian, or County MSU Extension Office. A presentation by a Market Livestock Record Keeping committee member is available for clubs or groups upon request. Contact Delta County MSUE at 786-3032.

This record book has been completed to the best of my ability.




Exhibitor's Signature

Parent/Guardian Signature

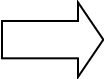
Leader's Signature

Comments by Leader/Parent (optional): _____

WEIGHT RECORD - Beef, sheep, swine and goat should be weighed at least monthly. A monthly weight record is useful when comparing weight gained by the animal to the amount of feed fed that animal in the same month.

	A	B	C	D	
Date	Weight	Weight Gain (subtract previous from current weight)	Days On Feed (number of days since previous weight)	Average Daily Gain (weight gain divided by days on feed)	Remarks (include how weight was determined, by tape or scale)
1			STARTING WEIGHT		
2		(A2 - A1)		(B2 ÷ C2)	
3		(A3 - A2)		(B3 ÷ C3)	
4		(A4 - A3)		(B4 ÷ C4)	
5		(A5 - A4)		(B5 ÷ C5)	
6		(A6 - A5)		(B6 ÷ C6)	
7		(A7 - A6)		(B7 ÷ C7)	
8		(A8 - A7)		(B8 ÷ C8)	
9		(A9 - A8)		(B9 ÷ C9)	
10		(A10 - A9)		(B10 ÷ C10)	
11		(A11 - A10)		(B11 ÷ C11)	
12		(A12 - A11)		(B12 ÷ C12)	
FINAL WEIGHT** (A12) 		DAYS ON FEED (add column C) 			

**NOTE: The final weight may be determined by tape measure or scale at home or at the fair. This can allow the exhibitor to complete record book prior to the fair.

 **Total gain determination**

$$\text{FINAL WEIGHT} - \text{STARTING WEIGHT} = \text{TOTAL LBS OF GAIN}$$

MONTHLY FEED RECORD WORKSHEET

FEED TYPES→										
	lbs.	cost	lbs.	cost	lbs.	cost	lbs.	cost	Monthly lbs.	Total Cost
SEPT										\$
OCT										\$
NOV										\$
DEC										\$
JAN										\$
FEB										\$
MARCH										\$
APRIL										\$
MAY										\$
JUNE										\$
JULY										\$
AUG										\$
TOTALS										\$

NOTE: RECORD FEED AS IT IS FED TO YOUR ANIMAL.
 Type of feed should be expressed in pounds and include grains, supplements, mixes, hay, silage, etc.
 The value of homegrown feed needs to be included.


Check this box if your project is fed as part of a group.

<input style="width: 20px; height: 20px; border: none;" type="checkbox"/> TOTAL FEED add column	<input style="width: 20px; height: 20px; border: none;" type="checkbox"/> TOTAL FEED COST add column
--	---

EXPENSES OTHER THAN FEED WORKSHEET (ADD ADDITIONAL PAGES IF NEEDED)

Expense Categories	VETERINARY CHARGES	BEDDING	INSECTICIDES	EQUIPMENT	REGISTRATION FEE	TRUCKING	HOUSING RENT OR LEASE INCLUDING STALL FEES	SHEARING FEES (SHEEP FEES)	INTEREST PAID ON MONEY BORROWED	ADVERTISING MARKETING	BUYER RECOGNITION	OTHER (PLEASE SPECIFY)	MONTHLY TOTAL
SEPT													\$
OCT													\$
NOV													\$
DEC													\$
JAN													\$
FEB													\$
MARCH													\$
APRIL													\$
MAY													\$
JUNE													\$
JULY													\$
AUG													\$
TOTALS													TOTAL \$

TOTAL EXPENSES
Transfer this number
to page 6



PROJECT ANIMAL:

Ear Tag Number	Sex	Breed	Date Acquired	Value of Animal/ Purchase Price

FINANCIAL SUMMARY

Fill in the following to determine the net income from your project (that is, money you have earned for your time, management and financial investment).

INCOME AND VALUE AT CLOSE OF RECORD

$$\frac{\text{Market Price}^*}{\text{Final Weight}} \times \text{Final Weight} = \$ \frac{\text{Expected Market Income}}{\text{Final Weight}}$$

$$+ \$ \frac{\text{OTHER INCOME}^{**}}{\text{Final Weight}} =$$

Total Expected Income
(add expected income and other income)

***MARKET PRICE** - is the price you would receive under normal sale conditions (such as an auction sale yard). These prices are published in agriculture newspapers, magazines, or TV and radio farm reports, and the Internet.

****OTHER INCOME** could include premiums from another show, sale of by-products, etc., generated prior to the U.P. State Fair

EXPENSES AND VALUE AT START OF RECORD

$$\frac{\text{Value of animal (from above)}}{\text{Final Weight}} + \frac{\text{Feed Cost (page 4)}}{\text{Final Weight}} + \frac{\text{Other Expenses (page 5)}}{\text{Final Weight}} =$$

TOTAL EXPENSES

Net profit (or loss) - Total expected income minus total expenses

A net loss does not necessarily mean you did a poor job with your project.

$$\frac{\text{TOTAL EXPECTED INCOME}}{\text{Final Weight}} - \frac{\text{TOTAL EXPENSES}}{\text{Final Weight}} =$$

NET PROFIT (OR LOSS)

PROJECT EFFICIENCY INFORMATION

Start Weight (A1 pg 3) _____ Days on Feed (Total of column C pg 3) _____

Final Weight (A12 pg 3) _____ Total lbs of Gain (pg 3) _____

Total Feed (pg 4) _____ Total Feed Cost (pg 4) _____

Total Expenses (pg 6) _____

Average Daily Gain

$$\frac{\text{Total lbs of Gain}}{\text{Days on Feed}} = \text{Average Daily Gain}$$

Feed Cost per Pound of Gain

$$\frac{\$ \text{Total Feed Cost}}{\text{Total lbs. of Gain}} = \$ \text{Feed Cost per lb. of Gain}$$

FORMULA TO CALCULATE YOUR BREAKEVEN PRICE

$$\frac{\text{Total Expenses}}{\text{Final Weight of Animal}} = \$ \text{Breakeven Price-Needed to Cover Expenses}$$

PROJECT PICTURES

Taking a picture of your project animal at the beginning and at the end of your project will indicate how your animal has grown and developed. Use this page to display your beginning and end of project pictures.

DATE OF BEGINNING PHOTO _____

DATE OF ENDING PHOTO _____

PROJECT NARRATIVE: In the narrative, please respond to the following (additional pages can be added). Each question is worth 10 points for a possible score of 50.

1. Describe the positive and negative effects of having corn or feed containing corn in your rations.

2. In the species you show at the fair, what does a judge look for in placing animals during a show?

3. What methods and practices did you or can you use to influence your animal's daily gain?

4. What is the definition of “breakeven price” for this project? What can be done to improve the “breakeven price”?

5. An animal’s conformation does not meet what the judges want. Describe one ethical and one unethical practice that could be used to affect the animal’s conformation.
